



HYDRAULIC BOOM MOWER LR40148

Hardee LR40148 is a Hydraulic Boom Mower that has a 19' vertical and 18' horizontal reach, with a convenient 8-function "Single" joystick control. It is equipped with a 3-pt. Hitch Cat. 2 & 3 standard with quick hitch spacing. Hydraulic valve features both vertical and horizontal break-away in addition to "No-Drift" load holding capabilities. Hydraulic pump is an extended life vane pump and motor that features instant start-up. It has a replaceable 100-mesh strainer and spin-on filter along with lubrication wear point grease fittings. Cutting position is right side rear. It has a flip-up cutting gate and folds behind tractor for compact transport. Single remote on tractor is required. Mower comes fully assembled including 35 gallons of hydraulic oil. (Tractors may require additional ballast or weights.)



[Additional Features and Available Options are listed on the back](#)

****PLEASE CONTACT LOCAL DEALER FOR MORE INFORMATION****

4895 Red Bluff Road, Loris SC 29569
www.hardeebyevh.com

Phone: (843)756-2555 Fax: (843)756-4436
evhmfg@hardeebyevh.com

REVISED 03/06/17

LR40148



ADDITIONAL FEATURES

MOWING WIDTH	48"
REACH	19'
CUTTING CAPACITY	4"
WEIGHT	Approx. 2,770 LBS.
TRACTOR HP	85
BLADE TIP SPEED	15,210 – 15,320 FPM
OIL TANK CAPACITY	35 GAL
BLADE SIZE	½" X 4"
TRACTOR WEIGHT	8,000 LBS MINIMUM
PTO SPEED	540 – 1,000 RPM
SYSTEM PRESSURE	2,500 PSI
DECK THICKNESS	10 GAUGE

***** MUST CHOOSE ONE FROM EACH CATEGORY TO COMPLETE MOWER *****

PUMPS:

540 PTO RPM

1,000 PTO RPM

DRIVESHAFTS:

540 PTO Driveshaft

1,000 PTO Driveshaft (1 ⅜")

1,000 PTO Cat 5 Driveshaft (1 ¾")

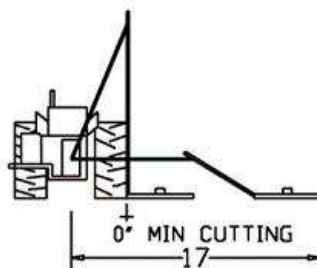
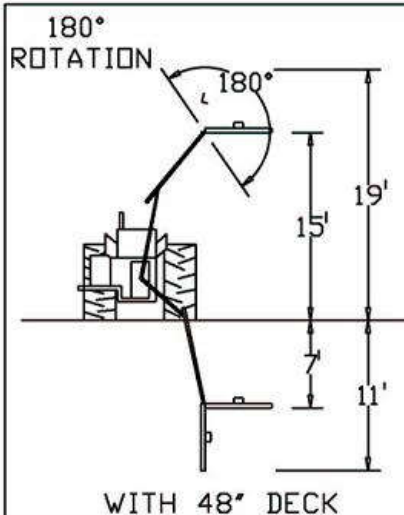
Note: Driveshaft MUST be cut to proper length.

NOTE: Some KUBOTA tractors require re-plumbing of hydraulic system. Call engineering!

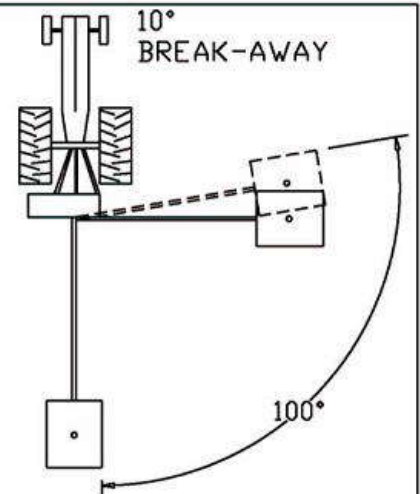
OPTIONS

Closed center tractor hydraulic adapter

Front and Rear Chain Guards



WITH 48" DECK



REVISED 03/06/17